

# D2842



## MAN high speed marine engines for medium duty applications.

Engineering the Future – since 1758.

**MAN** Nutzfahrzeuge



# Full speed ahead.

Typical applications for medium duty boats cover goods and passenger transportation as well as escort and patrol duties at sea. MAN marine diesel engines perform these tasks reliably and efficiently with high power outputs. With ratings from 400 to 1,400 mhp they have powerful acceleration and high tractive power. MAN engines meet the current emission standards and are environmentally friendly. The worldwide service network ensures minimal maintenance effort and a customer-oriented service.

## Engine description D2842.

### Characteristics

Cylinders and arrangement	12 cylinders in 90° V design
Operation mode	watercooled 4-stroke diesel engine with exhaust turbocharger and intercooler, boost pressure control with waste gate
Number of valves	2 valves per cylinder for
Fuel injection	Direct injection
Fuel system	Bosch injection pump
Engine block	High-strength casting with integrated oil and water ducts and replaceable cylinder liners
Engine lubrication	Closed system with forced feeding, oil cooling and filtering
Type of cooling	Seawater cooled heat exchanger
Engine electric	Electronic injection control Electronic engine monitoring including diagnostic unit
Exhaust gas status	IMO Tier 2, RCD 94/25/EC On request: SAV and BSO for commercial application
Fuel	DMX fuel to ISO 8217, EN 590

Dimensions D2842		LE410	
A-Overall width of engine	mm	1,230	
B-Overall length of engine	mm	1,795	
C-Overall height of engine	- flat oil pan	mm	1,105
	- deep oil pan	mm	1,216
D-Top of engine to crankshaft centre	mm	685	
E-Length of engine from front end to edge of flywheel housing	mm	1,491	
Average weight of engine ready for installation (dry)	kg	1,860	

For detailed examinations of installation dimensions, please order drawings from our factory.

## MAN engines have outstanding qualities

- High tractive power even at low speeds
- Powerful acceleration and rapid reaction to commands
- High performance combined with low weight
- Compact, space-saving design
- Low emission values
- High efficiency owing to low fuel consumption, low running costs and long service life
- World-wide service network with rapid supply of spare parts

## Technical data D2842

Type of engine		LE410
Bore	mm	128
Stroke	mm	142
Displacement	l	21.93
Compression ratio		13.5:1
Rotation looking on flywheel		left
Flywheel housing		SAE 1
Nominal rating	kW (mhp)	809 (1,100)
Rated speed	rpm	2,100
Torque at rated speed	Nm	3,679
Maximum torque	Nm	3,830
at speed	rpm	1,700
Specific fuel consumption <sup>2</sup>	g/kWh	210
Fuel consumption <sup>2</sup>	l/h	202
Classifiable		√


<sup>1</sup> The rating is according to DIN ISO 3046/1. <sup>2</sup> Consumption at rated power.

### Definition of medium duty operation

Annual operating hours	≤ 3,000
Percentage of time at full load	≤ 50%
Average load application	≤ 70%
Particular operating conditions	no wide-open throttle below rated speed

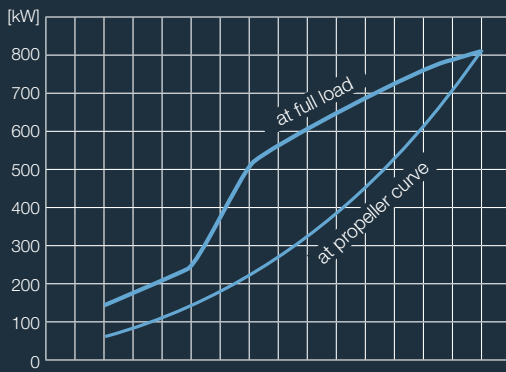
### Typical applications

Escort boats and pilot boats  
Fishing boats  
Passenger boats and ferries  
Cruising vessels  
Seagoing patrol boats

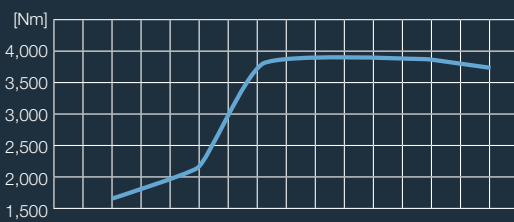


# Power charts D2842.

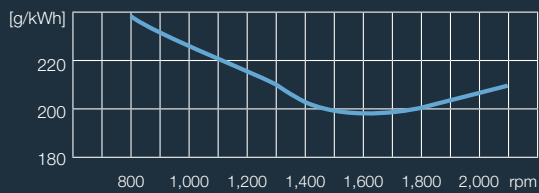
Power



Torque



Specific fuel consumption (full load)



■ D 2842 LE 410 (809 kW, 2,100 rpm)

D 114.502/E · mu 09104 · Printed in Germany

Text and illustrations are not binding.

We reserve the right to make modifications in the course of technical progress.

MAN Nutzfahrzeuge AG  
Sales Engines & Components  
Vogelweiherstr. 33  
90441 Nuremberg

marinemotor@man.eu  
www.man-engines.com

